



The new standard for digital finishing

Kongsberg XP Series





The Kongsberg XP

A superior digital cutting table for all applications


The Kongsberg XP introduces a completely new standard for digital cutting tables. It is designed so solidly that it provides accurate handling of even the most challenging materials.

Its durable construction enables the XP table to provide full time production, 24/7. The finishing device is no longer the bottleneck in your production.

24/7 production power unleashed!

The Kongsberg XP offers a radically new level of productivity and throughput. It was made especially for handling the combination of corrugated board and other rigid materials used in packaging, POP products and product display.

An extensive array of available tools matches the wide range of materials that can be used.





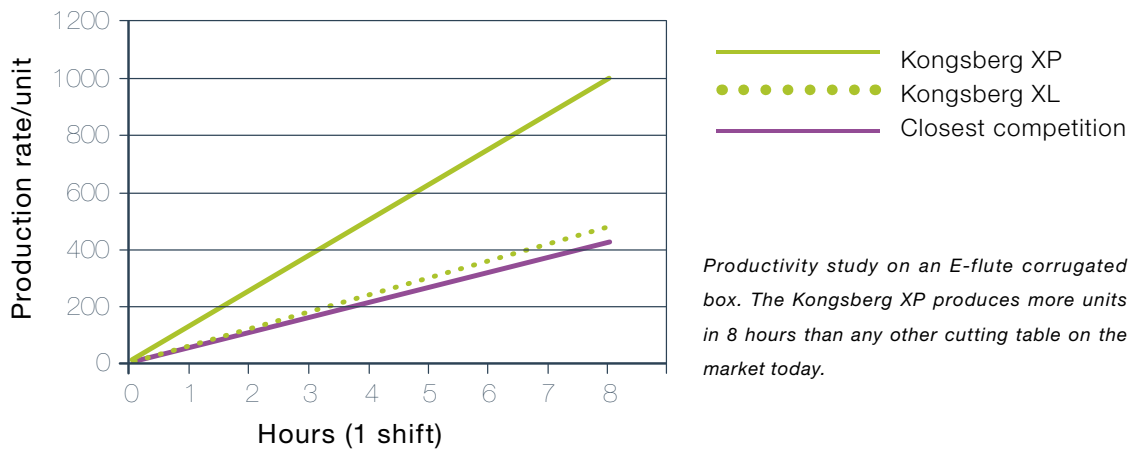
What do you want to produce today?

Are you going to produce corrugated boxes today? Or a number of signs or POP displays? Perhaps you are facing a complex job with different materials?

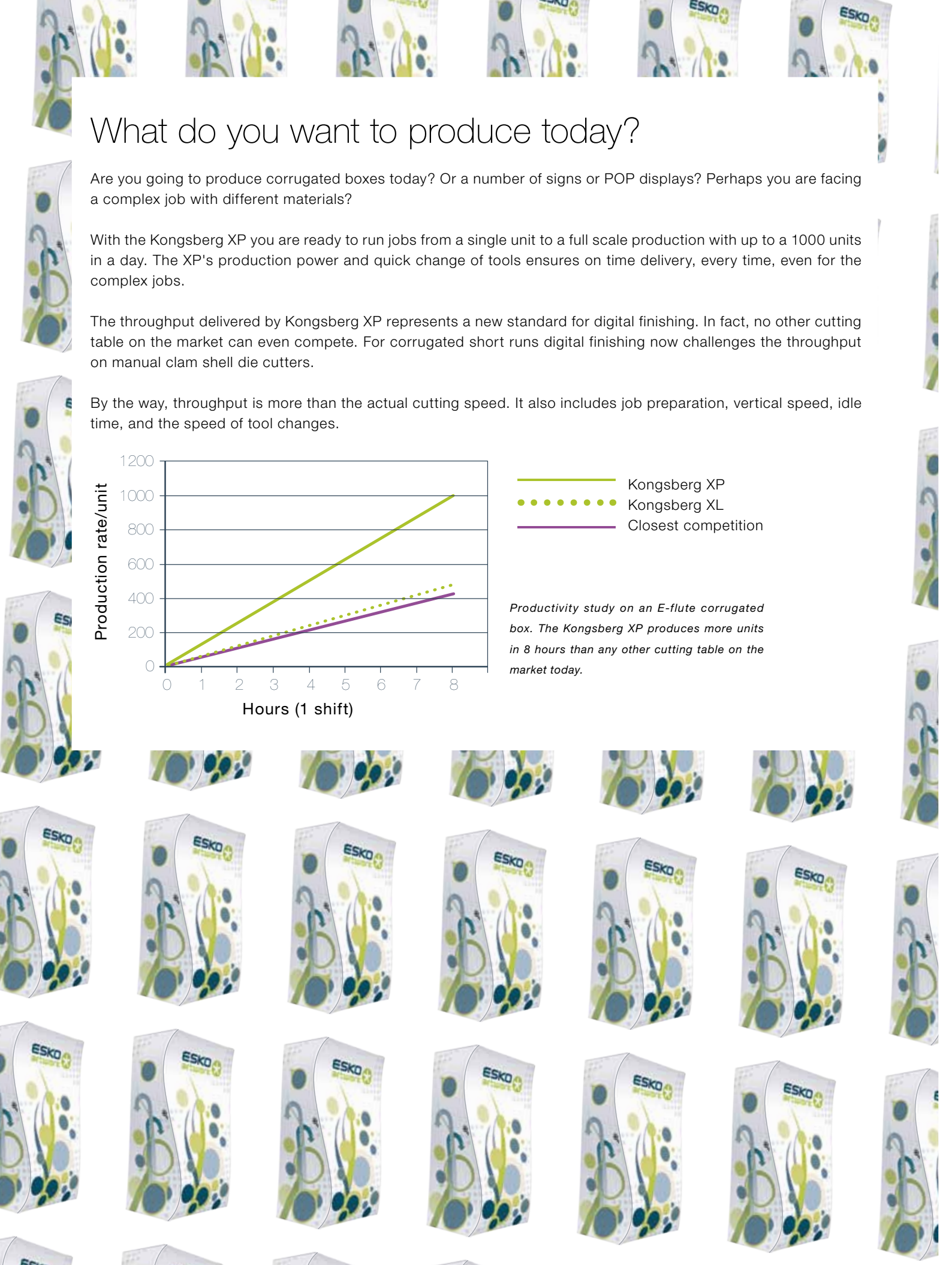
With the Kongsberg XP you are ready to run jobs from a single unit to a full scale production with up to a 1000 units in a day. The XP's production power and quick change of tools ensures on time delivery, every time, even for the complex jobs.

The throughput delivered by Kongsberg XP represents a new standard for digital finishing. In fact, no other cutting table on the market can even compete. For corrugated short runs digital finishing now challenges the throughput on manual clam shell die cutters.

By the way, throughput is more than the actual cutting speed. It also includes job preparation, vertical speed, idle time, and the speed of tool changes.



Productivity study on an E-flute corrugated box. The Kongsberg XP produces more units in 8 hours than any other cutting table on the market today.



The Kongsberg XP digital finishing table

The Kongsberg XP is a new breed of table. It is the logical next step in the Kongsberg evolution: it's twice as fast as the Kongsberg XL and it is designed to keep on working in the most demanding production environments.



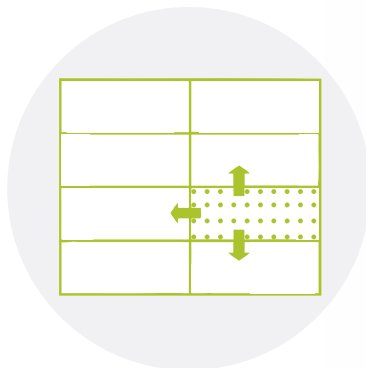
The construction is built for continuous 24/7 operation (see the solid construction of the traverses table connection for instance).



Rock solid construction ensures production for years to come.



The optional i-cut vision system guarantees a perfect match between the cutting contour and the printed graphics.



Flexible vacuum zones, depending on the material you're finishing.



The XP is the fastest table in its kind: top speed 100m/minute.





Solidly built tools



Changing tools is fast and easy.




The tooling system offers a wide range of tools.



The ergonomic workstation.



The Automatic Tool Leveling is a pressure sensitive pad that accurately and automatically calibrates the vertical operating level of all the Kongsberg XP tools.




The Automatic Registration System detects printed registration marks at the edges of the printed graphics.

The XP Tooling system: extremely versatile

Corrugated converting, POP and signage demand the ability and the versatility to process a wide array of materials, the Kongsberg XP tools handle them all with ease and accuracy.

The XP table excels in processing a wide variety of materials. These materials range from single flute corrugated and foam over heavy duty corrugated to MDF, plexi or aluminum. The Kongsberg XP comes equipped with a wide range of tools to make this versatility possible.



New standard for milling

The Kongsberg XP's throughput and speed are extraordinary. Several materials can be cut at top speed, 100 m/minute, and an idle speed of 100 m/minute makes the XP more efficient even with materials that demand a reduced feed rate.

There are many other parameters important for throughput: the lightening quick acceleration of 1.5G, which delivers top speed in about 8 cm (3.2"), the fast, switch-operated change of milling bits and intelligent tooling that automatically recalls setup parameters all contribute to increased productivity.

Tool changing and Automatic Tool Leveling

Changing tools is easy and very fast: changing a milling bit for instance is done in less than 20 seconds (including bit calibration). The system recognizes the tool units automatically, through electronic identifiers.

The Kongsberg XP has an Automatic Tool Leveling feature that calibrates the vertical operating level of all the Kongsberg tools.

Changing knives, drills and milling bits no longer slows down production. It also becomes a lot safer because human errors are a thing of the past.



All the tools for state of the art displays

POP displays are a growing market representing unlimited opportunities. Challenge your creativity, impress your clients, and let Kongsberg XP do the job.

The POP display illustrated is made out of printed Re-board easily cut on Kongsberg XP using one set of tooling:

- Use the camera system *i*-cut or Automatic Registration System to identify registration marks
- Use the V-notch tool to make fold lines and the drill tool to make holes
- Cut all edges with the High-frequency Vibracut tool and mount your POP



Ready for 24/7 automated production

The Kongsberg XP is a work horse, designed to take on full time production.

If your core business is visual communication, or signs and displays, you will benefit from the (optional) *i*-cut camera. Combined with a conveyor system and a sheet feeder you can turn the XP into a semi-automatic production.

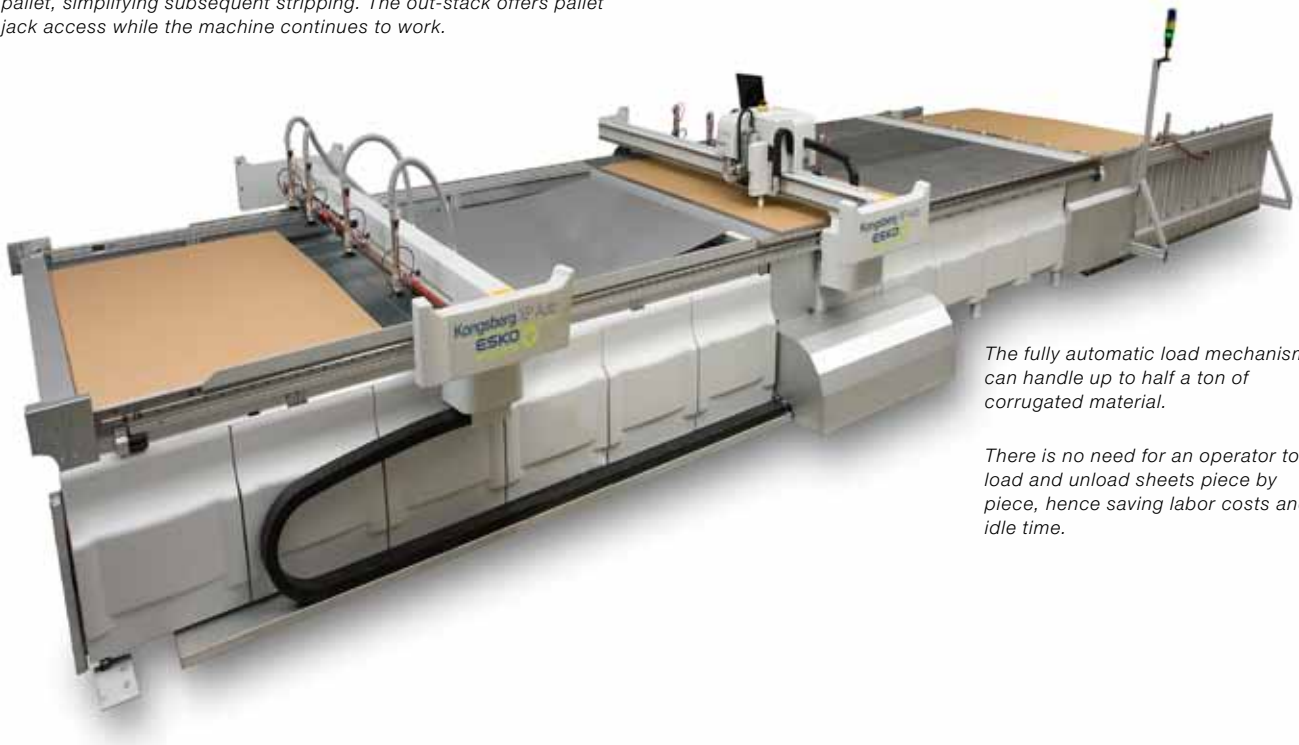
If your core business is structural items such as packaging, POP displays or product displays, your Kongsberg XP can be upgraded to a fully automatic production machine: the Kongsberg XP Auto. Adding a feeder and a stacker makes the Kongsberg XP ready for unsupervised production.

The XP Auto increases throughput dramatically. And because you need less human intervention, it cuts down on operator costs.

The Kongsberg XP Auto: fully automatic production

The main traverse has suction grippers that pulls a sheet from the in-stack to the work area. A separate unload traverse brings the finished sheet from the work area to the out-stack.

In the integrated out-stack finished material is neatly stacked on a pallet, simplifying subsequent stripping. The out-stack offers pallet jack access while the machine continues to work.

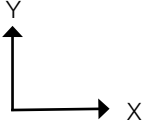








The fully automatic load mechanism can handle up to half a ton of corrugated material.

There is no need for an operator to load and unload sheets piece by piece, hence saving labor costs and idle time.

Powerful vacuum suction for firm and dependable material hold-down. Sensors ensure the complete process.


Technical specifications

		XP20	XP24	XP44
Work area	mm in.	1680 x 1430 66 x 56	1680 x 3200 66 x 126	2210 x 3200 87 x 126
Maximum material size*	mm in.	1780 x 1800 70 x 71	1780 x 3600 70 x 141	2310 x 3600 91 x 135
Overall dimensions including workstation	mm in.	3600 x 2100 142 x 82.7	3600 x 3900 142 x 154	3600 x 3900 142 x 154
Weight	kg lbs	450 990	600 1325	800 1760
Maximum speed	100 m/min - 66 IPS			
Maximum acceleration	15m/s ² - 1.5G			14m/s ² - 1.4G
Position accuracy (total work area)	±200 µm ±.0078"			±300 µm ±.0118"
Repeatability	±50µ - ±.0019"			±60µ - ±.0023"
Standard vacuum sectioning		1 zone 	2 zones 	2 zones 
Optional vacuum sectioning		4 zones 	8 zones 	8 zones 
Registration and compensation	<i>i</i> -cut Vision Pro or Automatic Registration System (ARS).			
Operator workstation	Revolving workstation attached to the XP frame with operator panel and space for tooling, controller PC, screen and keyboard.			
Available tool options	<ul style="list-style-type: none"> • Reciprocating knife tools • Static knife tools • HeavyDuty tool module, with inserts for crease wheels, v-notch knives and vertical HD knives • High-Power, High-Speed milling tool • Drill tool • Pen plotting tools • Foam cutting unit 			

*Maximum material sizes apply for manual load. Reductions in maximum material size will apply for the fully automated XP.

www.esko.com

SEP10 - G2558426_US



EskoArtwork
Kortrijksesteenweg 1095
9051 Gent
Belgium
Tel. +32 9 216 92 11
info.eur@esko.com

*Experience
the Difference!*
 **ANDERSON &
VREELAND** INC.
Toll-free Phone: 866.282.7697 • Toll-free Fax: 800.223.6869 • www.AndVre.com • info@AndVre.com

EskoArtwork
8535 Gander Creek Drive
Miamisburg, OH 45342
USA
Tel. +1 937 454 1721
info.usa@esko.com

EskoArtwork
Block 750C Chai Chee Road
#01-07/08 Technopark @ Chai Chee
Singapore 469003
Tel. +65 6241 21 26
info.asp@esko.com

EskoArtwork
Rm 2704-07, Unicom International Tower,
547 Tian Mu Road West
Shanghai 200070
China
Tel. +86 21 6327 7799
info.asp@esko.com

EskoArtwork
Shinjuku i_ILAND Tower 7F
5-1 Nishishinjuku 6-Chome
Shinjuku-ku, Tokyo
163-1307 Japan
Tel. +81 3 5909 7631
info.japan@esko.com

All product names cited are trade names or registered trademarks of their respective owners.

ESKO
artwork 

© 2010 EskoArtwork. All rights reserved. All specifications are subject to alteration.